

# LUMINAIRE PHOTOMETRIC TEST REPORT

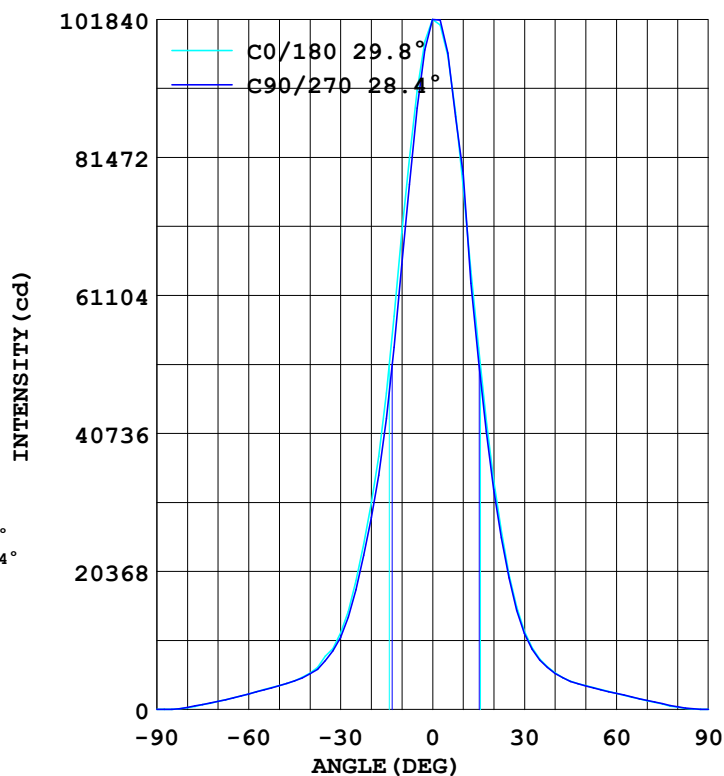
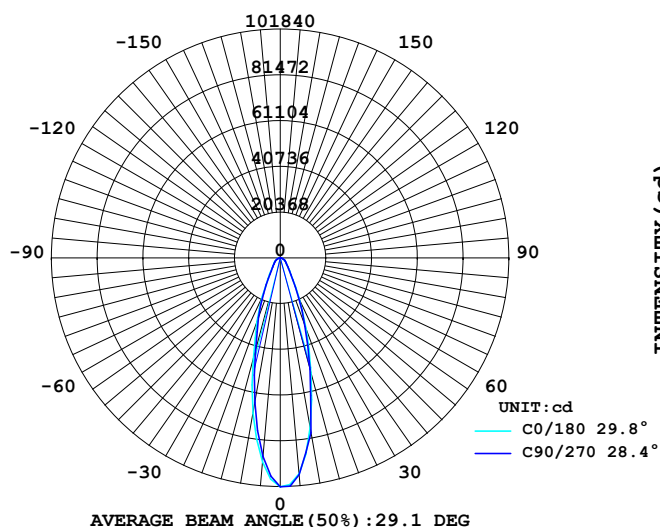
Report number:

MANUFACTURER: ILUMEN GMBH	Address:	
NAME: Klose	TYPE: IL-FL19-N30040-30	WEIGHT:
SPECIFICATION: 2835LED、4000K、30deg	DIMENSION:	SERIAL No.:

DATA OF LAMP		Imax(cd)	102103	S/MH (C0/180)	0.47
MODEL		EFFICIENCY (%)	100.0	S/MH (C90/270)	0.44
NOMINAL POWER(W)	300	TOTAL FLUX(lm)	45019	Voltage(V)	229.6
RATED VOLTAGE (V)	230	EFFICIENCY (lm/W)	149.8	Current(A)	1.344
NOMINAL FLUX(lm)	45019.3	$\eta$ up (%)	0.0	Power(W)	300.5
LAMPS QUANTITY	1	$\eta$ down (%)	100.0	Power Factor (PF)	0.974
TEST VOLTAGE (V)	229.6	Effective Flux(lm)	45019.3	EEI	0.100

## LUMINOUS INTENSITY DISTRIBUTION

## LUMINOUS INTENSITY DISTRIBUTION



Test System:  
 Temperature: 25.3 DEG  
 Operators:  
 Test Date: 2024.11.19

Test Set: 6.0deg/s C-Gamma (TYPE C)  
 Humidity: 65.0%  
 Test Distance: 10.000 m  
 Remarks:

---

## Color Temperature Data List

Report number:

MANUFACTURER: ILUMEN GMBH	Address:	
NAME: Klose	TYPE: IL-FL19-N30040-30	WEIGHT:
SPECIFICATION: 2835LED、4000K、30deg	DIMENSION:	SERIAL No.:

---

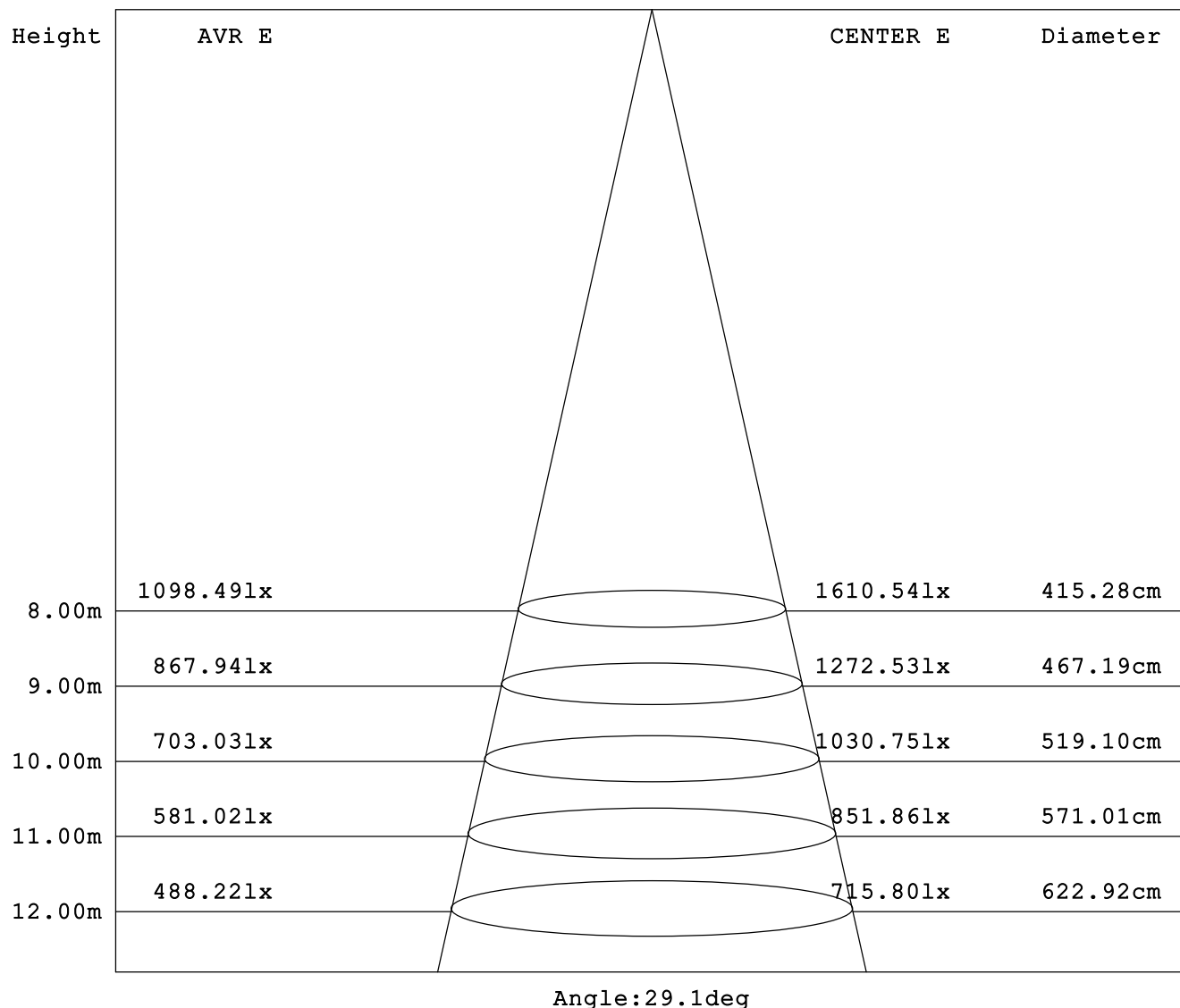
Test System:  
Temperature: 25.3DEG  
Operators:  
Test Date: 2024.11.19

Test Set: 6.0deg/s C-Gamma (TYPE C)  
Humidity: 65.0%  
Test Distance: 10.000 m  
Remarks:

## AVERAGE AND CENTER E Figure

Report number:

MANUFACTURER: ILUMEN GMBH	Address:	
NAME: Klose	TYPE: IL-FL19-N30040-30	WEIGHT:
SPECIFICATION: 2835LED、4000K、30deg	DIMENSION:	SERIAL No.:



Test System:  
Temperature: 25.3DEG  
Operators:  
Test Date: 2024.11.19

Test Set: 6.0deg/s C-Gamma (TYPE C)  
Humidity: 65.0%  
Test Distance: 10.000 m  
Remarks:

## ZONAL FLUX DIAGRAM

Report number:

MANUFACTURER: ILUMEN GMBH	Address:	
NAME: Klose	TYPE: IL-FL19-N30040-30	WEIGHT:
SPECIFICATION: 2835LED、4000K、30deg	DIMENSION:	SERIAL No.:

γ	C0	C45	C90	C135	C180	C225	C270	C315	γ	Zone	total
5.0	913.1	891.5	887.4	918.7	964.3	978.0	968.6	944.7	0- 5	2333	2333
10.0	703.7	670.5	656.1	710.0	770.4	779.0	789.8	728.0	5- 10	5898	8230
15.0	467.0	440.8	428.9	475.7	533.7	539.2	514.1	492.1	10- 15	7046	15277
20.0	304.9	291.1	283.2	312.7	338.4	342.4	324.5	314.4	15- 20	6463	21740
25.0	189.9	194.6	176.8	201.7	199.2	217.1	194.6	205.8	20- 25	5309	27049
30.0	113.2	124.1	106.5	121.5	115.6	129.6	111.9	127.9	25- 30	3985	31034
35.0	78.80	80.94	71.82	79.90	74.58	80.76	72.77	81.26	30- 35	2872	33906
40.0	53.61	57.76	52.58	56.11	53.96	57.32	53.35	57.99	35- 40	2205	36111
45.0	42.44	45.64	42.12	44.63	41.81	44.90	41.55	45.44	40- 45	1838	37948
50.0	35.36	37.00	35.02	36.74	35.14	37.42	34.57	37.62	45- 50	1621	39569
55.0	29.35	29.99	29.05	30.25	29.46	31.25	29.02	31.07	50- 55	1447	41016
60.0	23.07	23.34	23.12	23.89	23.79	25.46	23.96	25.03	55- 60	1252	42269
65.0	17.32	17.14	17.32	17.96	18.30	19.65	18.66	18.88	60- 65	1028	43297
70.0	11.92	11.42	12.02	12.29	13.12	14.01	13.43	13.11	65- 70	779.6	44076
75.0	7.116	6.603	7.434	7.495	8.203	8.819	8.518	8.283	70- 75	532.1	44609
80.0	2.575	2.504	3.149	3.219	3.541	4.403	3.970	3.528	75- 80	291.9	44900
85.0	0.275	0.339	0.335	0.587	0.693	1.244	0.997	0.800	80- 85	102.2	45003
90.0	0.078	0.082	0.110	0.083	0.112	0.118	0.069	0.083	85- 90	16.56	45019
95.0									90- 95		
100.0									95-100		
105.0									100-105		
110.0									105-110		
115.0									110-115		
120.0									115-120		
125.0									120-125		
130.0									125-130		
135.0									130-135		
140.0									135-140		
145.0									140-145		
150.0									145-150		
155.0									150-155		
160.0									155-160		
165.0									160-165		
170.0									165-170		
175.0									170-175		
180.0									175-180		
DEG	LUMINOUS INTENSITY:×100cd									UNIT:lm	

Test System:  
Temperature:25.3DEG  
Operators:  
Test Date:2024.11.19

Test Set: 6.0deg/s C-Gamma (TYPE C)  
Humidity:65.0%  
Test Distance:10.000 m  
Remarks:

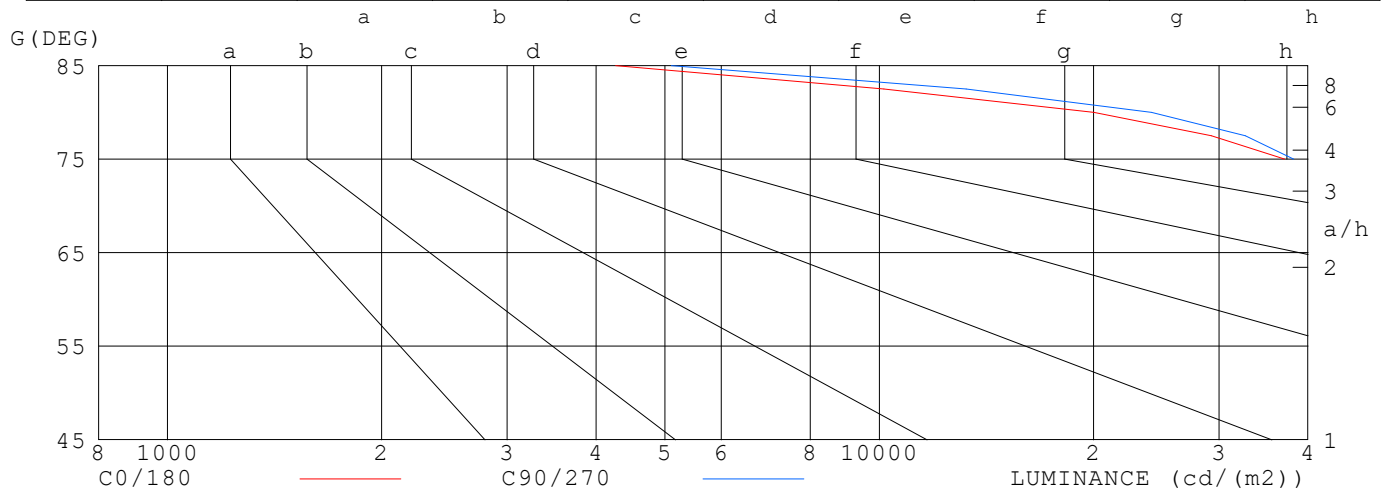
## LUMINANCE LIMITATION CURVES

Report number:

MANUFACTURER: ILUMEN GMBH	Address:	
NAME: Klose	TYPE: IL-FL19-N30040-30	WEIGHT:
SPECIFICATION: 2835LED、4000K、30deg	DIMENSION:	SERIAL No.:

### LUMINANCE LIMITATION CURVES

GLARE	CLASS	ILLUMINANCE (lx)							
1.15	A	2000	1000	500	<=300				
1.50	B		2000	1000	500	<=300			
1.85	C			2000	1000	500	<=300		
2.20	D				2000	1000	500	<=300	
2.55	E					2000	1000	500	<=300



LUMINANCE cd/(m2)		
G (DEG)	C0/180	C90/270
85	4262	5104
80	20019	24113
75	37105	38186
70	47066	46744
65	55333	54487
60	62280	61473
55	69075	67348
50	74237	72439
45	81008	79185

Test System:  
 Temperature: 25.3 DEG  
 Operators:  
 Test Date: 2024.11.19

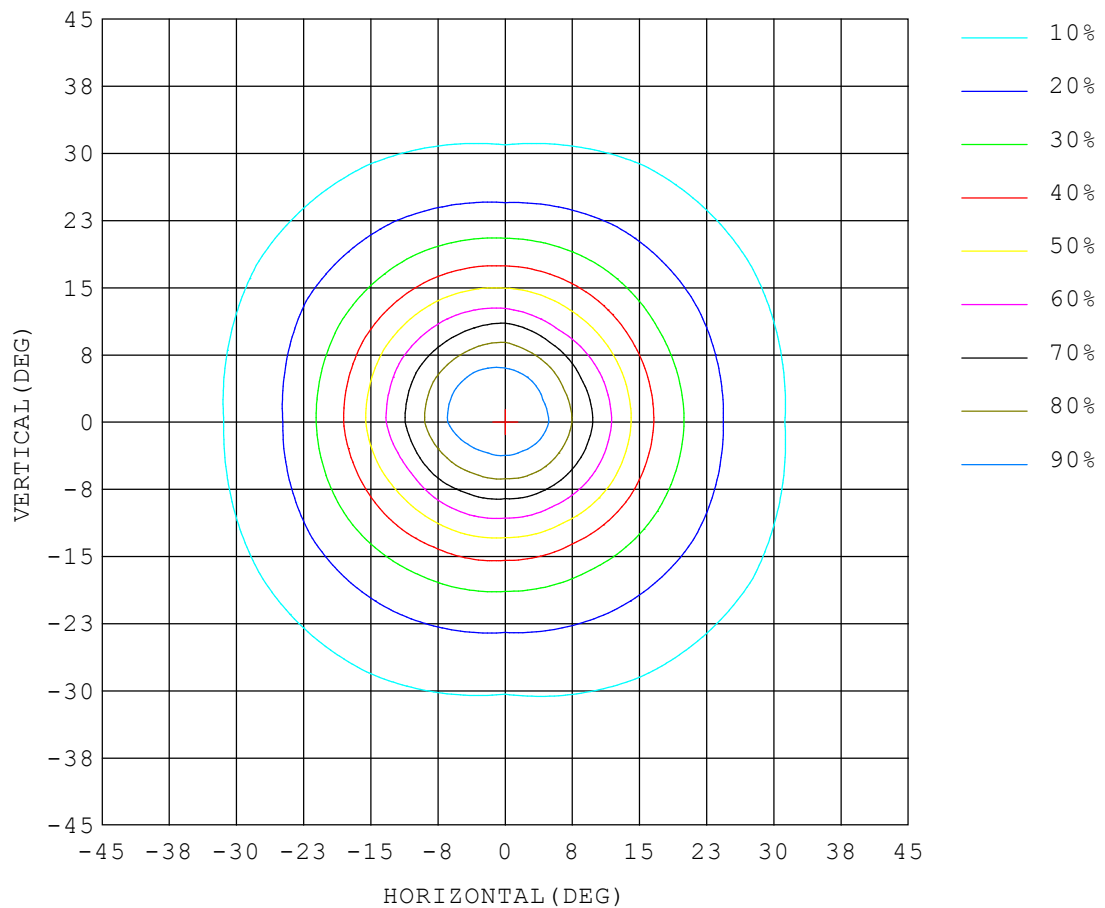
Test Set: 6.0 deg/s C-Gamma (TYPE C)  
 Humidity: 65.0%  
 Test Distance: 10.000 m  
 Remarks:

## ISOCANDELA DIAGRAM

Report number:

MANUFACTURER: ILUMEN GMBH	Address:	
NAME: Klose	TYPE: IL-FL19-N30040-30	WEIGHT:
SPECIFICATION: 2835LED、4000K、30deg	DIMENSION:	SERIAL No.:

UNIT: cd



Test System:  
Temperature: 25.3 DEG  
Operators:  
Test Date: 2024.11.19

Test Set: 6.0 deg/s C-Gamma (TYPE C)  
Humidity: 65.0%  
Test Distance: 10.000 m  
Remarks: